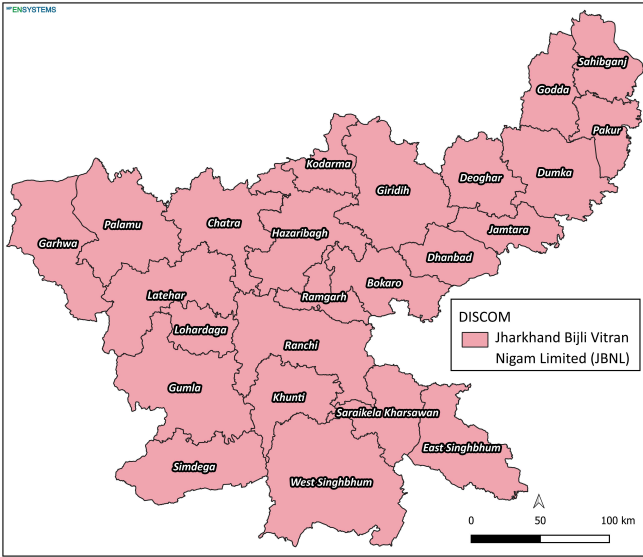


Tariff Analysis Series, 12th July 2025

Jharkhand for FY 2025-26

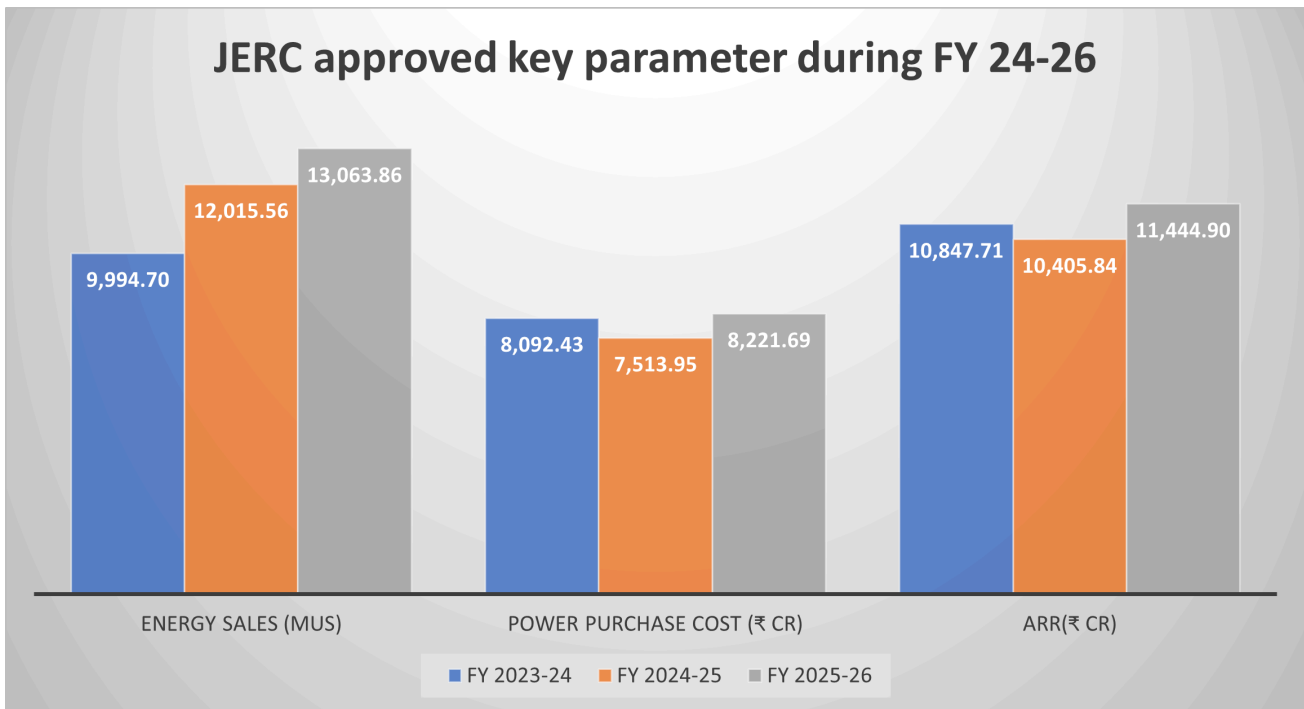
Jharkhand district-wise DISCOM map



Jharkhand Bijli Vitran Nigam Limited (JBVNL) is the state-owned distribution licensee responsible for supplying electricity across Jharkhand. Incorporated in 2013 after the unbundling of the Jharkhand State Electricity Board, it operates under the provisions of the Electricity Act, 2003. As of FY 2023–24, JBVNL served over 50.18 lakh consumers with a connected load of 93.11 lakh kVA and recorded total energy sales of 9,994.7 MUs. The domestic category accounts for the largest share of consumers and sales. The utility reported an Annual Revenue Requirement (ARR) of ₹10,847.71 crore against a revenue of ₹6,912.13 crore, resulting in a significant gap. Key challenges include high AT&C losses, rising power purchase costs, and under-recovery of revenue. JBVNL continues to seek tariff revisions and operational efficiency improvements to bridge the gap and ensure reliable power supply across the state.

Comprehensive evaluation of critical tariff parameters

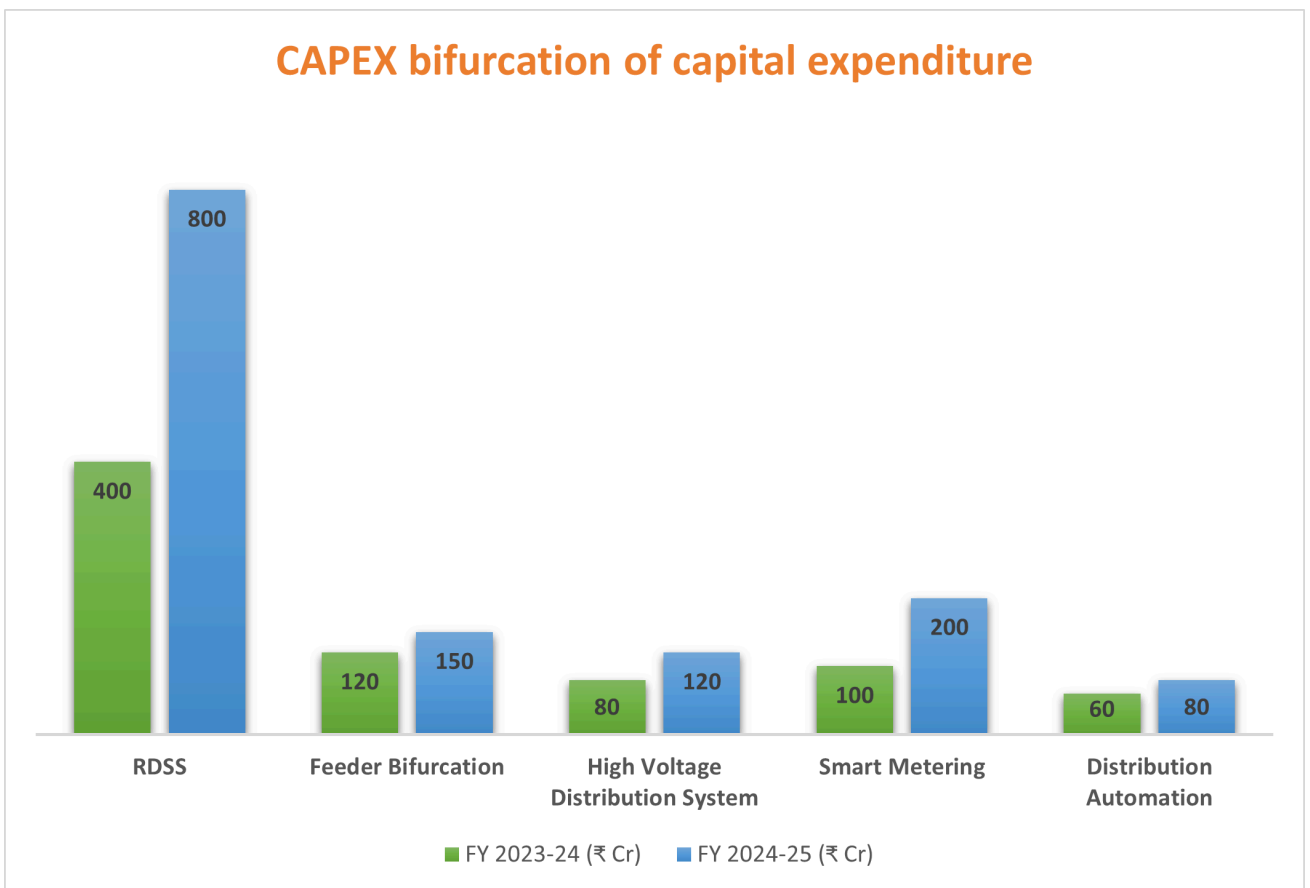
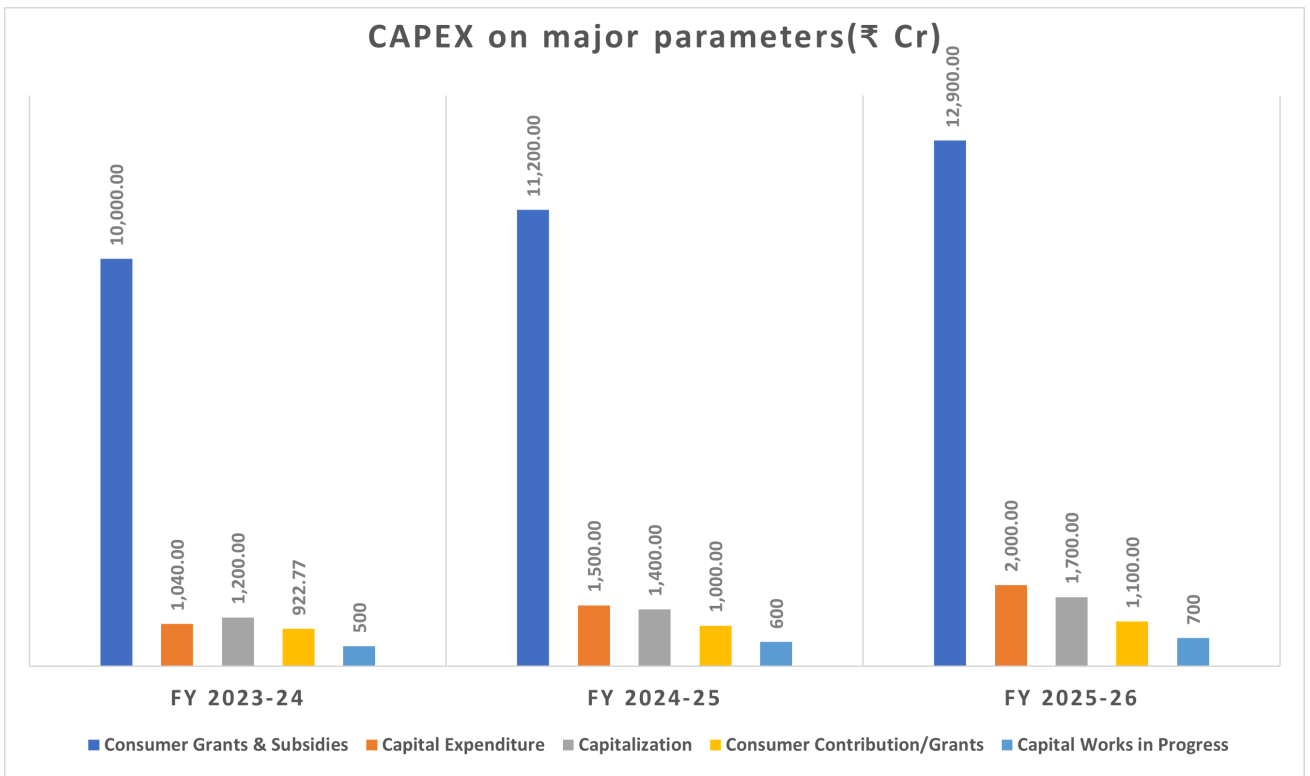
JERC approved key parameter during FY 24-26



The approved chart shows a steady increase in energy sales, power purchase cost, and Aggregate Revenue Requirement (ARR) for JBVNL from FY 2023-24 to FY 2025-26. Energy sales rise from 9,994.7 MUs to 13,063.9 MUs, while power purchase cost grows from ₹8,092.4 crore to ₹8,221.7 crore, reflecting higher demand and procurement

volumes. ARR advances from ₹10,847.7 crore to ₹11,444.9 crore, driven primarily by these escalating costs and expanding supply obligations. This trend underscores the importance of efficient cost management to ensure both financial sustainability and reliable service delivery

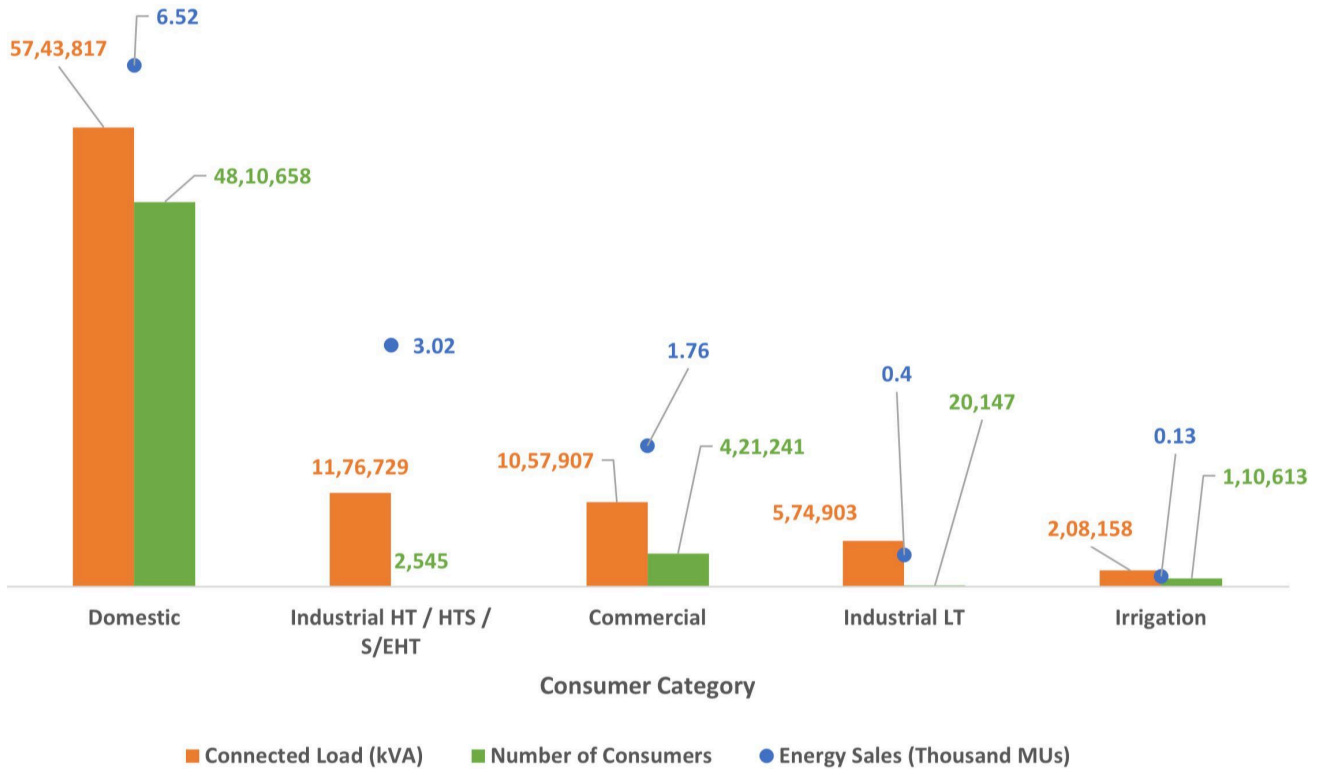
CAPEX Analysis – FY 2025–26



The CAPEX chart above outlines planned and actual investments across FY 2023-24 to FY 2025-26. It details annual capital expenditure, capitalization, consumer contributions, and closing gross fixed assets, along with scheme-wise allocations such as RDSS, feeder bifurcation, HVDS, and smart metering. This comprehensive breakdown supports

transparent monitoring of capital deployment, aligns with regulatory expectations, and ensures that investments are directed toward loss reduction, reliability, and modernization of the distribution system.

Category-wise energy sales, connected load, and number of consumers (Approved for FY 2024-25)



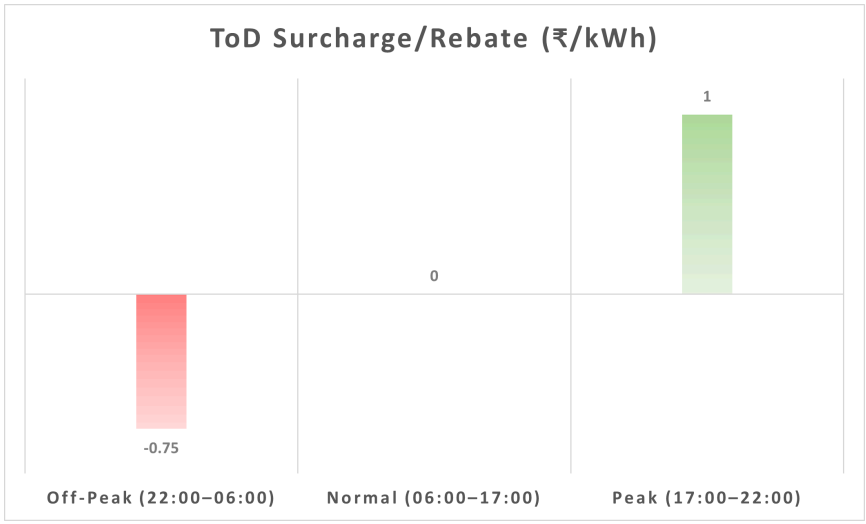
The table above provides a clear overview of Jharkhand's electricity distribution profile by consumer segment for FY 2024-25. Domestic consumers represent the largest share in energy sales, connected load, and consumer base, followed by commercial and industrial categories. Notably, industrial HT users, despite their smaller numbers, account for a significant portion of total sales and load. This consolidated view enables targeted planning and efficient resource allocation, supporting effective regulatory and operational decisions.

Renewable energy tariffs (₹/kWh)

Green Energy Tariff Add-on	0.66
RE Power Purchase Cost (est.)	6.22
Non-RE Power Purchase Cost	5.56
RE Tariff Differential	0.66

The Renewable Energy Tariff chart for Jharkhand (FY 2025-26) provides a clear summary of the green energy procurement framework. Consumers choosing 100% renewable supply pay an additional ₹0.66/kWh over the standard tariff, reflecting the incremental cost above RPO requirements. For others, renewable costs are integrated into the general tariff. The chart also presents the average costs of renewable and conventional power, supporting transparent tariff differentiation and voluntary green energy adoption as per JSERC's order.

Time of Day evaluation



The Time of Day (ToD) tariff segments electricity rates into Off-Peak (22:00–06:00), Normal (06:00–17:00), and Peak (17:00–22:00) periods. Off-peak usage receives a ₹0.75/kWh rebate, while peak hours incur a ₹1.00/kWh surcharge, both applied to the base tariff. This structure, mandatory for HT and available to eligible LT consumers, incentivizes shifting consumption to lower-demand periods, supporting grid efficiency and cost optimization.



MP ENSYSTEMS

Brought to you by Portal for Environment Analysis and Knowledge (CLIMAKOSH) powered by MP Ensystems Advisory Pvt Ltd.

Disclaimer: The news items mentioned do not represent the views of MP Ensystems or anyone associated with the organization. This is strictly curated for the benefit of our subscribers.